

Delicious Division with Remainders


Use your times tables to help you find how many times the factor will divide equally into the multiple. Then work out how many will be left over.

Example: $17 \div 4 =$ _____

$$4 \times 4 = 16 \text{ remainder } 1$$

$$17 \div 4 = 4 \text{ r.1}$$

You might want to imagine you are dividing sweets between some friends to help you check your answers for these questions.



1. $25 \div 4 =$
2. $46 \div 5 =$
3. $25 \div 6 =$
4. $23 \div 7 =$
5. $18 \div 8 =$
6. $64 \div 10 =$
7. $22 \div 6 =$
8. $27 \div 4 =$

Delicious Division with Remainders


Use your times tables to help you find how many times the factor will divide equally into the multiple. Then work out how many will be left over.

Example: $17 \div 4 =$ _____

$$4 \times 4 = 16 \text{ remainder } 1$$

$$17 \div 4 = 4 \text{ r.1}$$

You might want to imagine you are dividing sweets between some friends to help you check your answers for these questions.



1. $57 \div 8 =$
2. $64 \div 7 =$
3. $75 \div 10 =$
4. $47 \div 9 =$
5. $146 \div 12 =$
6. $48 \div 7 =$
7. $30 \div 8 =$
8. $58 \div 12 =$

Delicious Division with Remainders


Use your times tables to help you find how many times the factor will divide equally into the multiple. Then work out how many will be left over.

Example: $17 \div 4 =$ _____

$$4 \times 4 = 16 \text{ remainder } 1$$

$$17 \div 4 = 4 \text{ r.1}$$

You might want to imagine you are dividing sweets between some friends to help you check your answers for these questions.



1. $63 \div 8 =$

2. $48 \div 7 =$

3. $71 \div 9 =$

4. $35 \div 6 =$

5. $59 \div 12 =$

6. $47 \div 9 =$

7. $140 \div 12 =$

8. $120 \div 11 =$

Delicious Division with Remainders - Answers

Use your times tables to help you find how many times the factor will divide equally into the multiple. Then work out how many will be left over.

Example: $17 \div 4 =$ _____

$$4 \times 4 = 16 \text{ remainder } 1$$

$$17 \div 4 = 4 \text{ r.1}$$

1. $25 \div 4 = 6 \text{ r.1}$

2. $46 \div 5 = 9 \text{ r.1}$

3. $25 \div 6 = 4 \text{ r.1}$

4. $23 \div 7 = 3 \text{ r.2}$

5. $18 \div 8 = 2 \text{ r.2}$

6. $64 \div 10 = 6 \text{ r.4}$

7. $22 \div 6 = 3 \text{ r.4}$

8. $27 \div 4 = 6 \text{ r.3}$

Delicious Division with Remainders - Answers

Use your times tables to help you find how many times the factor will divide equally into the multiple. Then work out how many will be left over.

Example: $17 \div 4 = \underline{\hspace{2cm}}$

$$4 \times 4 = 16 \text{ remainder } 1$$

$$17 \div 4 = 4 \text{ r.}1$$

1. $57 \div 8 = 7\text{r.}1$
2. $64 \div 7 = 9 \text{ r.}1$
3. $75 \div 10 = 7 \text{ r.}5$
4. $47 \div 9 = 5 \text{ r.}2$
5. $146 \div 12 = 12 \text{ r.}2$
6. $48 \div 7 = 6 \text{ r.}6$
7. $30 \div 8 = 3 \text{ r.}6$
8. $58 \div 12 = 4 \text{ r.}10$

Delicious Division with Remainders - Answers

Use your times tables to help you find how many times the factor will divide equally into the multiple. Then work out how many will be left over.

Example: $17 \div 4 = \underline{\hspace{2cm}}$

$$4 \times 4 = 16 \text{ remainder } 1$$

$$17 \div 4 = 4 \text{ r.}1$$

1. $47 \div 9 = 5 \text{ r.}2$

2. $35 \div 6 = 5 \text{ r.}5$

3. $63 \div 8 = 7 \text{ r.}7$

4. $48 \div 7 = 6 \text{ r.}6$

5. $140 \div 12 = 11 \text{ r.}8$

6. $71 \div 9 = 7 \text{ r.}8$

7. $120 \div 11 = 10 \text{ r.}10$

8. $59 \div 12 = 4 \text{ r.}11$